






Curriculum Overview: Computing









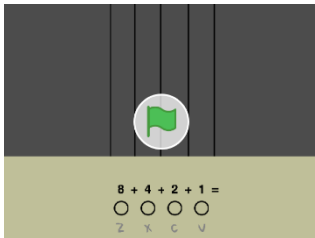



Computing at Morningside

Ensuring every Morningside child is a confident and safe digital citizen










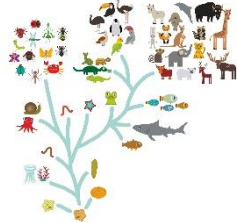


Our computing curriculum aims to evolve at the same rate as the digital world around us and teaches children to be ready for and to embrace these changes. Updated annually, our children learn how to confidently use the internet and digital devices to enhance their learning, share with others and develop computational thinking skills. Units are either **Computer Science** or **Information Technology** based and each lesson incorporates digital citizenship to ensure children have the skills to remain safe online, both in and out of school. Digital learning is not exclusive to computing lessons; key skills children are taught so that children can apply these into their learning across the curriculum and beyond school.

		Autumn 1	Autumn 2	Spring 1	Spring 2	Summer 1	Summer 2
Year 1							
		Programmable Toys <ul style="list-style-type: none"> Directional language Precise instructions Predicting behaviour Debugging 	We are Tourists <ul style="list-style-type: none"> Photos Multi-media skills 	Kodables <ul style="list-style-type: none"> Algorithms Conditionals Unplugged 	We are TV chefs <ul style="list-style-type: none"> Filming – tablets Selecting and editing Saving to the cloud 	Code Spark Academy <ul style="list-style-type: none"> Pre reader Block coding Create story Create a game 	We are Historians <ul style="list-style-type: none"> Safe searches Saving images Typing and voice recording Saving and retrieving
Year 2							
		Code.org <ul style="list-style-type: none"> Word level algorithms Repeat Conditional 	We are Animators <ul style="list-style-type: none"> Stop frame animation Adding text J2E (laptops) / LGFL 	Scratch Jr <ul style="list-style-type: none"> Varying inputs Changing direction Making objects disappear 	We are E-Book Authors <ul style="list-style-type: none"> Add photos and text Planning content Styling the page Adding sound Sharing and editing 	Tinkerbots <ul style="list-style-type: none"> 'if' and 'repeat' statements Debugging Laptops/iPads 	We are Newsreaders <ul style="list-style-type: none"> filming – tablets editing iMovie Sharing

Curriculum Overview: Computing

Year 3						
	<p>Code.org</p> <ul style="list-style-type: none"> Sequences Loops debugging 	<p>We are Time Travellers</p> <ul style="list-style-type: none"> Research Filming Adding text Blogging 	<p>Code.org</p> <ul style="list-style-type: none"> Conditional statements Creating stories debugging 	<p>We are Presenters</p> <ul style="list-style-type: none"> Research Data collection and analysis Presenting 	<p>Scratch</p> <ul style="list-style-type: none"> Change costume Loops Conditionals Variables Broadcast 	<p>We are Publishers</p> <ul style="list-style-type: none"> Creating own art Adding images Creating text Adding links Publishing
Year 4						
	<p>Scratch</p> <ul style="list-style-type: none"> Sound Lists Clones Variables Conditionals 	<p>We are Producers</p> <ul style="list-style-type: none"> Film and photography Editing Digital footprint Publishing 	<p>Scratch</p> <ul style="list-style-type: none"> Loop Create own blocks Broadcast messages Inputs Vectors 	<p>We are Animators</p> <ul style="list-style-type: none"> Planning Modelling Animation Editing 	<p>Sphero</p> <ul style="list-style-type: none"> Input device Loops De-bugging Outputs Variables 	<p>We are Opinion Pollsters</p> <ul style="list-style-type: none"> Using database Representing data Excel skills Analysing results Publishing findings

Curriculum Overview: Computing

Year 5						
	<p>Kodu</p> <ul style="list-style-type: none"> When/do commands Create landscape Deconstruct code Follow a track Create pathways 	<p>We are Time travellers</p> <ul style="list-style-type: none"> Filming Types of shot Research Publishing 	<p>CAD</p> <ul style="list-style-type: none"> Create, select and move 3D objects Resize Alter Rotate Reposition Designing 	<p>We are Travel Agents</p> <ul style="list-style-type: none"> E-Book Publishing Multimedia Email 	<p>Physical computing</p> <ul style="list-style-type: none"> Integrating an electronic switchboard into a DT model Programming using scratch 	<p>We are Presenters</p> <ul style="list-style-type: none"> Collect data Create charts Use databases Excel skills (calculations and functions) Using spreadsheets
Year 6						
	<p>Physical computing, Networks and WWW</p> <ul style="list-style-type: none"> Inside a computer Building computers Naming parts of computer Servers 	<p>We are Publishers</p> <ul style="list-style-type: none"> Research Choosing appropriate software for a purpose Publishing 	<p>Search Engines and communication</p> <ul style="list-style-type: none"> Safe searching How results are selected and ordered Web crawlers IP addresses 	<p>We are Animators</p> <ul style="list-style-type: none"> Camera angles and special effects Editing Publishing 	<p>Web Page Creation</p> <ul style="list-style-type: none"> Web page layout Copyright Google sites Bread-crumbs Hyper-links 	<p>We are Digital Authors</p> <ul style="list-style-type: none"> Typing skills Text boxes Illustrations Sound effects Copyright and google searches Digital illustrations

Curriculum Overview: Computing