

1. Aims

This Blended Learning Policy aims to:

- Ensure consistency in the approach to remote learning for all pupils (including SEND pupils) who are not in school, through use of quality online and offline resources and teaching videos
- Provide clear expectations members of the school community with regards to delivering high-quality interactive remote learning
- Align high-quality remote education as closely as possible with in-school provision.
- Ensure consistency of in-school education where staff are quarantined or self-isolating, but healthy
- Include continuous delivery of the school curriculum, as well as supporting motivation, health and well-being, and parents
- Support effective communication between the school and families and support attendance

2. Who is this policy applicable to?

- A child (*and their siblings if they are also attending Morningside Primary*) who is absent because they (or a household member) are awaiting test results and the household is required to self-isolate. The rest of their school bubble are attending school and being taught as normal.
- A child whose whole bubble is not permitted to attend school because they, or another member of their bubble, have tested positive for Covid-19, as advised by PHE.
- A child who is medically advised to isolate due to being extremely vulnerable to Covid-19
- Teachers who are isolating due to a Covid-19 contact, but who are well

Remote learning will be shared with families when they are absent due to Covid related reasons. Teachers who are isolating due to a Covid-19 contact will teach their class remotely.

3. In-School Curriculum

The curriculum offered by Morningside Primary School will continue to be ambitious and broad in all subjects during 2020-21. All curriculum areas have been reviewed and essential missed content from 2019-21 has been prioritised and assimilated into the 2020-21 curriculum. Due consideration has been given as to how gaps in core knowledge will be filled. In Reading, a new programme will be introduced giving children the opportunity to read a wider variety of texts. In Mathematics, a daily Maths Meeting will give children additional opportunities to practice additional areas of Maths outside the daily Maths lesson. Morningside will return to its normal curriculum in all subjects by the summer term 2021.

Pupils will be given a few weeks to settle back into the school environment whilst informal assessment of their starting points is made. This will inform teaching to fill any gaps in skills and knowledge. Children will be formally assessed at October half term, using the assessment originally due in June 2020.

4. Remote Learning

Remote learning is fully integrated into the Morningside curriculum. This is outlined for each subject and year group in the appendices below. In the event of self-isolation or local lockdown, Morningside has the capacity to offer immediate remote education. The curriculum is carefully sequenced which facilitates the provision of high-quality online and offline resources.

5.i Content and tools to deliver remote education

Resources:

- High quality online tools for all children, Google Classroom
- Padlet for each week's (or day's) work on the school website
- Use of recorded videos and narrated PowerPoints for teaching and assemblies
- Phone calls home
- Live Google Meets sessions
- Printed learning materials
- Physical materials such as reading books and stationery
- Use of carefully chosen school subscription sites: Times Tables Rock Stars, Numbots, Bug Club, Reading Plus, Read Write Inc, Mathletics, Spelling Shed

5.ii Challenges to remote learning

There are a number of challenges faced by the Morningside Community when moving to remote learning:

- It is estimated that only 25% of our families have access to a laptop or desktop computer (for each child) with reliable internet access. We are reconfiguring a number of laptops and tablets as netbooks to give to families who have no suitable device but do have a reliable internet connection
- Families often have only a tablet or a phone, and/or only one device and multiple children in different years. Our families have told us that they prefer a mix of pre-recorded videos and short live sessions. This is because they can choose when is the most suitable time for a child to watch a video lesson. These can also be accessed using a smartphone.
- Where families have no internet service or device, then Morningside will provide workbooks and printed work. Teachers and pastoral staff will maintain daily contact by telephone.

6. Home-school partnership

Morningside School is committed to working in close partnership with families and recognises each family is unique and because of this remote learning will look different for different families in order to suit their individual needs.

Morningside School will provide an online training session for parents on how to use Google Classroom and Marvellous Me as appropriate and where possible, provide personalised resources.

Where possible, it is beneficial for young people to maintain a regular and familiar routine. Morningside Primary School would recommend that each 'school day' maintains structure. Parents are encouraged to support their children to follow the timetable of the school day.

We would encourage parents to support their children's work, including finding an appropriate place to work and, to the best of their ability, support pupils with work encouraging them to work with good levels of concentration.

Every effort will be made by staff to ensure that work is set promptly. Should accessing work be an issue, parents should contact school promptly and alternative solutions may be available. These will be discussed on case-to-case basis.

All children sign an 'Acceptable Use Policy' at school which includes e-safety rules and this applies when children are working on computers at home.

7 Roles and responsibilities

7.i Teachers

To note: the suggested responsibilities below relate to where a whole class/bubble is isolating and would be reduced when it is fewer children isolating and the majority of the class are in school.

Morningside School will provide a refresher training session and induction for new staff on how to use Google Classroom and Marvellous Me.

When providing remote learning, teachers must be available between 8:45am and 3:45pm

If they are unable to work for any reason during this time, for example due to sickness or caring for a dependent, they should report this using the normal absence procedure.

When providing remote learning, teachers are responsible for:

Setting work:

- Teachers will set work for the pupils in their classes/year group. Year group teams can work together to provide recorded lessons but must have Google Meets with their own classes
- The work set should follow the usual timetable for the class had they been in school, wherever possible
- Weekly/daily work will be shared using Google Classroom, email, Marvellous Me and via a padlet on the school website where appropriate
- Teachers will have live contact with children, using Google Meets, each day, in order to provide explanations of new learning for children, or unpick misconceptions.
- Videos and high-quality curriculum resources will be available through Google Classroom and links those provided by our schemes of work e.g. White Rose Maths.
- Teachers will provide recordings of narrated Flipcharts/PowerPoints for pupils
- Teachers will adjust the pace/difficulty of work, in accordance with normal classroom practice for all children including those with SEND.
- Current medium-term plans will be annotated to show the remote learning capability for each unit of work
- Work must be saved in teacher's planning folders with dated file names
- Where teachers are self-isolating due to Covid-19 contact, they will use the above methods to maintain the in-school teaching for their class but will additionally provide live teaching for their class using Google Meets

Providing feedback on work:

- Reading, writing and maths work, all completed work submitted by 1pm to be guaranteed teacher response and comments by 3:45pm.
- Tasks submitted by 3.30pm will be commented on by the end of the week.

Keeping in touch with pupils who are not in school and their parents:

- If there is a concern around the level of engagement teachers should inform a member of SLT who will ensure that the pupil/s parents are contacted via phone to assess whether school intervention can assist engagement.
- All parent/carer emails should come through the class email account (e.g. class55@morningside.hackney.sch.uk)
- Any complaints or concerns shared by parents or pupils should be reported to a member of SLT; for any safeguarding concerns, refer immediately to the DSL

7.ii Teaching Assistants

Teaching assistants must be available between 8:30am and 3:30pm.

If they are unable to work for any reason during this time, for example due to sickness or caring for a dependent, they should report this using the normal absence procedure.

During the school day, teaching assistants must complete tasks as directed by a member of the SLT.

They must attend the daily class Google Meets sessions.

7.iii Senior Leaders

Alongside any teaching responsibilities, senior leaders are responsible for:

- Co-ordinating the remote learning approach across the school including daily monitoring of engagement.
- Providing staff with the tools and resources to provide effective remote teaching, including:
 - a school laptop with remote access to school systems
 - login details and access to pupil accounts for all appropriate e-learning platforms
 - training to use Google Classroom, Google Meets and any other appropriate elements of the Google Suite, e.g. Google forms for setting assessments
 - training to make narrated PowerPoints into videos
 - training to save flipcharts and PowerPoints in pdf form to make them easier to access remotely
 - designing a comprehensive, broad, well planned, and well-resourced curriculum which sets out what is to be learned when. The curriculum maps will show what should be being learned during any period of lockdown or isolation
- Monitoring the effectiveness of remote learning – explain how they'll do this, such as through regular meetings with teachers and subject leaders, reviewing work set or collecting feedback from pupils and parents
- Monitoring the security of remote learning systems, including data protection and safeguarding considerations
- Ensure that the current curriculum is carefully planned and mapped throughout the year to build knowledge and skills incrementally. There is complete clarity about what is intended to be taught and practised in each subject, and when it is to be taught. This will enable a smooth transition from in-school learning to remote learning
- Support the class teacher with the provision of home learning for individual children who are isolating (where the class teacher is in school teaching the class).

7.iv Designated safeguarding lead

The DSL is responsible for managing and dealing with all safeguarding concerns. For further information, please see the Safeguarding and Child Protection Policy.

7.v TurnItOn IT Technicians

TurnItOn technicians are responsible for:

- Fixing issues with systems used to set and collect work
- Helping staff with any technical issues they're experiencing
- Reviewing the security of remote learning systems and flagging any data protection breaches to the data protection officer

7.vi The SENCO

- Liaising with the TurnItOn technicians to ensure that the technology used for remote learning is accessible to all pupils and that reasonable adjustments are made where required.
- Ensuring that pupils with EHC plans continue to have their needs met while learning remotely, and liaising with the headteacher and other organisations to make any alternate arrangements for pupils with EHC plans and IHPs
- Identifying the level of support needed for children on the SEND register

7.vii The Finance and Admin Officer

- Ensuring value for money when arranging the procurement of equipment or technology.
- Ensuring that the school has adequate insurance to cover all remote working arrangements.

7.viii Pupils and parents

Staff can expect pupils learning remotely to:

- Complete work to the deadline set by teachers
- Seek help if they need it, from teachers
- Alert teachers if they're not able to complete work

Staff can expect parents with children learning remotely to:

- Make the school aware if their child is sick or otherwise can't complete work
- Seek help from the school if they need it
- Be respectful when making any concerns known to staff

7.ix Governing Board/Morningside LAB

The Morningside LAB is responsible for:

- Monitoring the school's approach to providing remote learning to ensure education remains as high quality as possible
- Ensuring that staff are certain that remote learning systems are appropriately secure, for both data protection and safeguarding reasons

8 Links with other policies and development plans

This policy is linked to our:

- Safeguarding and Child Protection Policy
- Behaviour policy
- Data protection policy and privacy notices
- Online safety acceptable use policy
- Code of Conduct for Phone calls, Video conferencing and recorded video
- Agreements for Google Classroom

Appendices

Appendix 1: Learning Overview

EYFS

Nurseries	<ul style="list-style-type: none"> • Learning Packs to be delivered/taken home covering main curriculum areas • Daily contact with teachers via Google Meets to share news, songs and stories • A daily recorded pre-phonics activity • A daily pre-recorded Maths activity
Reception	<ul style="list-style-type: none"> • CGP Learning Packs covering phonics, maths and writing to be delivered/taken home covering main curriculum areas. These should be annotated to show which sections to complete to match the missed in-school curriculum • Daily contact with teachers via Google Meets to share news, songs and stories • A daily recorded phonics lesson • A daily link to the appropriate White Rose Maths session • Links to Oak Academy EYFS units where appropriate

KS1

Subject	Remote teaching and learning provision	Printed Resources	School Subscription sites
Reading <i>daily</i>	<ul style="list-style-type: none"> • Daily phonics lesson recorded by teacher • Daily story shared by teacher • Daily RWInc reading session 	Books at appropriate level	Bug Club Oxford Owls: RWInc
Writing <i>4 x weekly</i>	<ul style="list-style-type: none"> • Introduction from class teacher over Google Meets • Flipcharts annotated for pupil use and shared via Google Classroom • Annotated and narrated PowerPoints • Children upload work to Google Classroom • Teaching units and coverage precisely mapped 	Writing grids with pictures from current story stimulus/ word mats CGP books Spelling booklet	
Maths <i>daily</i>	<ul style="list-style-type: none"> • White Rose Maths scheme followed • Links to daily home learning video saved in Google Classroom and on school website • Teachers talk through learning and support children in Google Meet session • Google Forms used for assessment 	CGP books: children directed to specific sections White Rose resources for appropriate units of work	Numbots Times Tables Rock Stars
Science, History or Geography* <i>3 x weekly</i>	<ul style="list-style-type: none"> • Teaching units and coverage precisely mapped • Teacher input videos/pdfs/narrated PowerPoints saved in Google Classroom • Children's work and activities saved in Google Classroom • Teacher to talk through work during Google Meet sessions • Oak Academy sessions where appropriate 	Worksheets if appropriate Knowledge organiser	
Computing <i>weekly</i>	<ul style="list-style-type: none"> • Units linked to Oak Academy 		Coding
RE <i>weekly</i>	<ul style="list-style-type: none"> • Teaching units and coverage precisely mapped • Teacher input videos/pdfs/narrated PowerPoints saved in Google Classroom • Children's work and activities saved in Google Classroom • Teacher to talk through work during Google Meet sessions • Oak Academy sessions where appropriate 	Worksheets if appropriate	

DT* weekly	<ul style="list-style-type: none"> recorded lessons/flipchart saved weekly by the specialist teacher 	lessons will take into account materials that children can easily access at home	
Art* weekly			
Music weekly	<ul style="list-style-type: none"> Recorded session from music teacher 		Charanga
PE weekly	<ul style="list-style-type: none"> Teacher to introduce a fitness challenge during Google Meet session Badu coach to provide materials 		
PSHE weekly	<ul style="list-style-type: none"> Jigsaw materials saved to Google Classroom PSHE focus Google Meet session 		Purple Mash

* only set work for the current focus curriculum area

KS2

Subject	Remote teaching and learning provision	Printed Resources	School Subscription sites
Reading daily	<ul style="list-style-type: none"> Focus texts and extracts shared on Google Classroom Activity sheets saved on Google Classroom Children answer comprehension questions using Google Forms Teacher to outline learning during Google Meet session Daily story shared by teacher 	Reading Extracts Comprehension Questions Vocabulary Activity Books at appropriate level	Bug Club Reading Plus (Ys 5/6)
Writing 4 x weekly	<ul style="list-style-type: none"> Introduction from class teacher over Google Meets Extracts and video prompts for writing available in Google Classroom Flipcharts/narrated PowerPoints annotated for pupil use and shared via Google Classroom Children upload work to Google Classroom Teaching units and coverage precisely mapped 	CGP books Writing grids with pictures from current story stimulus/ word mats Planning jotter sheets Spelling booklet	SPaG.com (Year 6)
Maths daily	<ul style="list-style-type: none"> White Rose Maths scheme followed Links to daily home learning video saved in Google Classroom and on school website Teachers talk through learning and support children in Google Meet session Google Forms used for assessment 	CGP books White Rose resources for appropriate units of work	Times Tables Rock Stars Diagnostic Questions (Ys 5/6) Mathletics (Y6)
Science, History or Geography* 3 x weekly	<ul style="list-style-type: none"> Teaching units and coverage precisely mapped Teacher input videos/pdfs/narrated PowerPoints saved in Google Classroom Children's work and activities saved in Google Classroom Teacher to talk through work during Google Meet sessions Oak Academy sessions where appropriate 	Worksheets if appropriate Knowledge organiser	
Computing weekly	<ul style="list-style-type: none"> Oak Academy sessions where appropriate 		Coding
RE weekly	<ul style="list-style-type: none"> Teaching units and coverage precisely mapped Teacher input videos/pdfs/narrated PowerPoints saved in Google Classroom Children's work and activities saved in Google Classroom 	Worksheets if appropriate	

	<ul style="list-style-type: none"> Teacher to talk through work during Google Meet sessions Oak Academy sessions where appropriate 		
DT* weekly	Recorded lessons/flipchart saved weekly by the specialist teacher	lessons will take into account materials that children can easily access at home	
Art* weekly			
Music weekly	Recorded session from music teacher		Charanga
PE weekly	<ul style="list-style-type: none"> Teacher to introduce a fitness challenge during Google Meet session Badu coach to provide materials 		
PSHE weekly	<ul style="list-style-type: none"> Jigsaw materials saved to Google Classroom PSHE focus Google Meet session 		Purple Mash
Spanish weekly	<ul style="list-style-type: none"> Language Angels sessions 		Language Angels

SEND

Children with SEND will have individual learning packages. These will include signpost to specific sessions provided by Oak Academy.

Appendix 2: Year Group Specific Blended Learning

Nurseries

Nurseries	<ul style="list-style-type: none"> • Learning Packs to be delivered/taken home covering main curriculum areas • Daily contact with teachers via Google Meets to share news, songs and stories • A daily recorded pre-phonics activity • A daily pre-recorded Maths activity
-----------	---

2 Year Old Provision		3 Year Old Provision	
What to Expect When Guide			
Topic	Links	Topic	Links
Me and My World	All about me , Let's be friends , Let's be kind ,	All About Mr	Me , My family , difference , feelings , birthdays
Black History	Seasons	Animals	Babies , On the farm , habitat , rainforests , polar habitat , under the sea
Autumn	Celebrations	Autumn	Seasons
Celebrations	Christmas	In the workshop	Christmas
Christmas	Seasons	Christmas	Christmas
Transport	Transport	Winter	Seasons
Food	Food CBeebies	Food and Colour	Food CBeebies
Chinese New Year	Chinese New Year	Farm Animals	Animals
Colours (Holi)	Holi	Spring	Seasons
Spring	Seasons	Easter	Celebrations
Easter	Celebrations	Minibeasts	Our planet
Animals	Animal tea party , Animals	Plants	
Eid	Eid	Under the Sea	Under the sea
Summer	Seasons	Summer	Seasons
Me and my world	Let's be friends , Let's be kind ,	How I have Grown	Growing up , Me

Reception

Reception	<ul style="list-style-type: none"> CGP Learning Packs covering phonics, maths and writing to be delivered/taken home covering main curriculum areas. These should be annotated to show which sections to complete to match the missed in-school curriculum Daily contact with teachers via Google Meets to share news, songs and stories A daily recorded phonics lesson A daily link to the appropriate White Rose Maths session Links to Oak Academy EYFS units where appropriate
-----------	--

Topic	Links	Literacy	Other
All about me	Me , My family , difference , feelings , birthdays		Music: All about me
My School Community	My friends		
Autumn	Autumn , Bonfire Night		
Journeys	Transport , journeys , space	Little Red Riding Hood	Music: journeys , space
Diwali	Diwali		
Materials	float and sink	The Three Little Pigs	
Hanukkah	Hanukkah		
Christmas	Christmas Story , Christmas Traditions		
Winter	Winter: Hot and cold	The King and the Moon	
Animals	Babies , On the farm , habitat , rainforests , polar habitat , under the sea	Bat Learns to Dance , Little Red Hen , Three Billy Goats Gruff , Mouse , Deer and Tiger , Goldilocks and the Three Bears , Fox's Sack	Music: habitats
Chinese New Year	Chinese new year		
My Community	My community , People who help us (Drs and Nurses) , People who help us (Police) , People who help us (firefighters) , jobs	The Noisy House	Music: Out and About
Spring	Spring	The Lucky Duck	
Colour (Holi)	Holi		
Easter	Easter		
Plants	plants		
Minibeasts	woodland		
Eid	Eid		
Summer	summer	The Emperor's new clothes	
Country Study			
Food and Growing	healthy eating	The Sweet Talking Potato , The Giant Turnip , The Gingerbread man	Music: growth
How I have Grown	transitions		

Year 1 blended learning overview

Single child isolating until test

Symptomatic provision pack suitable for Year 1 to be provided by the office

Teacher isolating due to contact

Teach over Google Meets – stick to class timetable where possible

General provision

- Logins sheet (with all logins and website addresses)
- Homework book for recording work
- reading book and home reading record
- Daily Zoom meeting to go through provision and problem solve, daily subject focus and story
- work offered follows school timetable
- Padlet on school website with links to work

Subject	Home Provision
Maths	<ul style="list-style-type: none">• print relevant fortnight of White Rose Maths sheets and send home with children, uploaded to Google Classroom if isolation continues beyond 14 days• Links to videos and resources uploaded to Google Classroom/website• Children to upload completed work to Google classroom• Numbots and Times Tables Rock Stars• CGP books with specific links
Reading	<ul style="list-style-type: none">• Reading book and home reading record• Oxford Owl and Bug Club• Daily story time: live link to class story time + recording of the session• Extracts and questions posted on Google Classroom when Year 2 move to Whole Class Reading• CGP books with specific links• Phonics: daily phonics session – recorded using format of in-school lesson• BBC Bitesize - Phonics
Spelling	<ul style="list-style-type: none">• Spelling lists – set by teacher in Spelling Shed to follow pattern of RWInc spelling programme• Spelling Shed• BBC Bitesize – Spelling
Writing	<ul style="list-style-type: none">• Narrated PowerPoints using school-based units• Links to video/PowerPoint stimuli for writing• Children can record work in homework book or Google Classroom• CGP books with specific links• BBC Bitesize
Topic	<ul style="list-style-type: none">• Knowledge organiser sent home (see links below)• Links to Oak Academy where appropriate or BBC Bitesize – Science skills• Resources posted to Google Classroom• Narrated PowerPoints – can use resources such as PlanBee/Twinkl to create these• Children can record work in homework book or Google Classroom
Spanish	<ul style="list-style-type: none">• Word of the week posted on school website
Music	<ul style="list-style-type: none">• Resources posted on Charanga• Narrated/video Charanga lesson from music teacher weekly• Oak Academy
Computing	
RE	<ul style="list-style-type: none">• Links to Oak Academy where appropriate: Oak Academy• Resources posted to Google Classroom• Narrated PowerPoints – can use resources such as PlanBee/Twinkl to create these• Children can record work in homework book or Google Classroom
PSHE	<ul style="list-style-type: none">• Narrated Jigsaw-based PowerPoint• Google Meet PSHE focus session• Oak Academy
Art/DT	<ul style="list-style-type: none">• weekly recorded lesson from specialist teacher
PE	<ul style="list-style-type: none">•

Topic		Writing	
Subject Area	Links	Subject Area	Links
Materials	Materials unit pack BBC Bitesize	traditional tales	
London	London unit pack BBC Bitesize	recount	Diary entry
My History	Changes is living memory toys unit pack transport unit pack	repeating patterns	
Animals	The Animal Kingdom knowledge organiser unit pack BBC Bitesize	instructions	How to make a paper crown (2.5 weeks)
Seasons (inc. light)	Seasons and Change knowledge organiser A&W Knowledge organiser S&S unit pack A&W unit pack S&S	traditional tales	Monkeys and Hats Monkeys and Hats 2
Amy Johnson and Bessie Coleman	Bessie Coleman Fact file	instructions	
Australia		fairy tales	Jack and the Beanstalk
Plants	Plants knowledge organiser unit pack BBC Bitesize	author focus	The Magic Paintbrush The Magic Paintbrush 2
Animals	The Animal Kingdom knowledge organiser unit pack BBC Bitesize	traditional tales	Anansi and Tiger (2.5 weeks)
Weather	unit pack BBC Bitesize	instructions	
Florence Nightingale and Mary Seacole	knowledge organiser unit pack BBC Bitesize	predictable phrases	Honey and Trouble Honey and Trouble 2
		traditional tales	Awongalema Awongalema 2
		predictable phrases	How butterflies came to be
		children's experiences	

Year 2 blended learning overview

Single child isolating until test

Symptomatic provision pack suitable for Year 2 to be provided by the office

Teacher isolating due to contact

Teach over Google Meets – stick to class timetable where possible

General provision

- Logins sheet (with all logins and website addresses)
- Homework book for recording work
- reading book and home reading record
- Daily Zoom meeting to go through provision and problem solve, daily subject focus and story
- work offered follows school timetable
- Padlet on school website with links to work

Subject	Home Provision
Maths	<ul style="list-style-type: none">• print relevant fortnight of White Rose Maths sheets and send home with children, uploaded to Google Classroom if isolation continues beyond 14 days• Links to videos and resources uploaded to Google Classroom/website• Children to upload completed work to Google classroom• Numbots and Times Tables Rock Stars• CGP books with specific links
Reading	<ul style="list-style-type: none">• Reading book and home reading record• Oxford Owl and Bug Club• Daily story time: live link to class story time + recording of the session• Extracts and questions posted on Google Classroom when Year 2 move to Whole Class Reading• CGP books with specific links• Phonics: daily phonics session – recorded using format of in-school lesson
Spelling	<ul style="list-style-type: none">• Spelling lists – set by teacher in Spelling Shed to follow pattern of RWInc spelling programme• Spelling Shed
Writing	<ul style="list-style-type: none">• Narrated PowerPoints using school-based units• Links to video/PowerPoint stimuli for writing• Children can record work in homework book or Google Classroom• CGP books with specific links
Topic	<ul style="list-style-type: none">• Knowledge organiser sent home (see links below)• Links to Oak Academy where appropriate or BBC Bitesize – Science skills• Resources posted to Google Classroom• Narrated PowerPoints – can use resources such as PlanBee/Twinkl to create these• Children can record work in homework book or Google Classroom
Spanish	<ul style="list-style-type: none">• Word of the week posted on school website
Music	<ul style="list-style-type: none">• Resources posted on Charanga• Narrated/video Charanga lesson from music teacher weekly• Oak Academy
Computing	
RE	<ul style="list-style-type: none">• Links to Oak Academy where appropriate: Oak Academy• Resources posted to Google Classroom• Narrated PowerPoints – can use resources such as PlanBee/Twinkl to create these• Children can record work in homework book or Google Classroom
PSHE	<ul style="list-style-type: none">• Narrated Jigsaw-based PowerPoint• Google Meet PSHE focus session• Oak Academy
Art/DT	<ul style="list-style-type: none">• weekly recorded lesson from specialist teacher
PE	<ul style="list-style-type: none">•

Topic		Writing	
Subject Area	Links	Subject Area	Links
plants	knowledge organiser unit pack BBC Bitesize	traditional tales	How Coyote brought fire to the Earth (1) How Coyote brought fire to the Earth (2) Ganesh gets married (1) Ganesh gets married (2)
Kenya	Plan Bee units – saved on system Continents knowledge organiser unit pack	instructions	How to defeat the fire giants
Great Fire of London	Great Fire of London knowledge organiser unit pack	recurring language	Baba Yaga (1) Baba Yaga (2)
Materials	Changing Materials Building Things knowledge organiser unit plan BBC Bitesize	instructions	
Animals	Human Lifestyle knowledge organiser unit plan BBC Bitesize		
India – city v country	Villages, Towns and Cities unit plan	recount	news report
Space Race	knowledge organiser	explanation	How birds fly
Habitats	Habitats knowledge organiser unit plan BBC Bitesize	author focus	
Hackney	Changes in Living Memory Our Local Area Magical Mapping	instructions	
		stories about a theme	The bird and the forest fire (1) The bird and the forest fire (2)
		myths	Persephone (endings) Persephone (2)
		strong characters	The Eagle who thought he was a chicken (1) The Eagle who thought he was a chicken (2) The Unlucky Man
		Non-chronological report	All about witches

Year 3 blended learning overview

Single child isolating until test

Symptomatic provision pack suitable for Year 3 to be provided by the office

Teacher isolating due to contact

Teach over Google Meets – stick to class timetable where possible

General provision

- Logins sheet (with all logins and website addresses)
- Homework book for recording work
- reading book and home reading record
- Daily Zoom meeting to go through provision and problem solve, daily subject focus and story
- work offered follows school timetable
- Padlet on school website with links to work

Subject	Home Provision
Maths	<ul style="list-style-type: none">• Print relevant fortnight of White Rose Maths sheets and send home with children, uploaded to Google Classroom if isolation continues beyond 14 days• Links to videos and resources uploaded to Google Classroom/website• Children to upload completed work to Google classroom• Times Tables Rock Stars• CGP books with specific links
Reading	<ul style="list-style-type: none">• Reading book and home reading record• Bug Club• Daily story time: live link to class story time + recording of the session• Extracts and questions posted on Google Classroom, narrated PowerPoints• CGP books with specific links• Oak Academy units: Into the Forest, Mulan, The Firework Maker's Daughter, King of the Sky, Rushing Rivers, The Suitcase Kid
Spelling	<ul style="list-style-type: none">• Spelling lists – set by teacher in Spelling Shed to follow pattern of RWInc spelling programme• Oak Academy
SPaG	<ul style="list-style-type: none">• Oak Academy
Writing	<ul style="list-style-type: none">• Narrated PowerPoints using school-based units• Links to video/PowerPoint stimuli for writing• Children can record work in homework book or Google Classroom• CGP books with specific links
Topic	<ul style="list-style-type: none">• Knowledge organiser sent home (see links below)• Links to Oak Academy where appropriate and BBC Bitesize• Resources posted to Google Classroom• Narrated PowerPoints – can use resources such as PlanBee/Twinkl to create these• Children can record work in homework book or Google Classroom
Spanish	<ul style="list-style-type: none">• Word of the week posted on school website
Music	<ul style="list-style-type: none">• Resources posted on Charanga• Narrated/video Charanga lesson from music teacher weekly• Oak Academy
Computing	
RE	<ul style="list-style-type: none">• Links to Oak Academy where appropriate:• Resources posted to Google Classroom• Narrated PowerPoints – can use resources such as PlanBee/Twinkl to create these• Children can record work in homework book or Google Classroom
PSHE	<ul style="list-style-type: none">• Narrated Jigsaw-based PowerPoint• Google Meet PSHE focus session
Art/DT	<ul style="list-style-type: none">• weekly recorded lesson from specialist teacher
PE	<ul style="list-style-type: none">•

Topic		Writing	
Subject Area	Links	Subject Area	Links
plants	Plants Knowledge Organiser Unit Pack BBC Bitesize	Fables	
Benin	Knowledge Organiser Unit Pack	Instructions	Monster Pizza (2.5 weeks)
Light	Light and dark Knowledge Organiser Unit Pack BBC Bitesize	Non-chronological report	Portia Spiders (5 weeks)
Animals	Knowledge Organiser Unit Pack BBC Bitesize	Fairy Tales	The Man on the Moon (4 weeks)
The UK	United Kingdom Weather Knowledge Organiser Unit Pack BBC Bitesize BBC Bitesize - maps	Explanation	How Bees make Honey (4 weeks)
Forces	Magnetism Knowledge Organiser Unit Pack BBC Bitesize	Alternative Fairy Tales	The Fate of Fausto
The Ages	Prehistoric Britain Knowledge Organiser Unit Pack BBC Stone Age BBC Bronze Age BBC Iron Age	Author Focus	The BFG (5 weeks)
Spain	Europe Use Plan Bee resources saved on system BBC Bitesize – settlement	Non-chronological report	
Sutton House		Traditional Tales	
Rocks	Rock Cycle Knowledge Organiser Unit Pack	Persuasion	Healthy Food (2.5 weeks)
		Recount	Journey (5 weeks)
		Adventure Stories	
		Recount	
		Traditional Tales	Aladdin (5 weeks)
		Persuasion	The Day the Crayons Quit (4 weeks)
		Instructions	

Year 4 blended learning overview

Single child isolating until test

Symptomatic provision pack suitable for Year 4 to be provided by the office

Teacher isolating due to contact

Teach over Google Meets – stick to class timetable where possible

General provision

- Logins sheet (with all logins and website addresses)
- Homework book for recording work
- reading book and home reading record
- Daily Zoom meeting to go through provision and problem solve, daily subject focus and story
- work offered follows school timetable
- Padlet on school website with links to work

Subject	Home Provision
Maths	<ul style="list-style-type: none">• Print relevant fortnight of White Rose Maths sheets and send home with children (uploaded to GC and Padlet if isolation continues beyond 14 days)• Links to videos and resources on uploaded to Google Classroom/website• Children to upload completed work to Google classroom• Times Tables Rock Stars• CGP books with specific links
Reading	<ul style="list-style-type: none">• Reading book and home reading record• Bug Club• Daily story time: live link to class story time + recording of the session• Extracts and questions posted on Google Classroom, narrated PowerPoints• CGP books with specific links <p>Oak Academy units: There's a boy in the girls' bathroom, Hansel and Gretel, I was a rat, Hidden Depths: Exploring the deep, Walter Tull's Scrapbook, A Christmas Carol</p>
Spelling	<ul style="list-style-type: none">• Spelling lists – set by teacher in Spelling Shed to follow pattern of RWInc spelling programme• Oak Academy
SPaG	<ul style="list-style-type: none">• Oak Academy
Writing	<ul style="list-style-type: none">• Narrated PowerPoints using school-based units• Links to video/PowerPoint stimuli for writing• Children can record work in homework book or Google Classroom• CGP books with specific links
Topic	<ul style="list-style-type: none">• Knowledge organiser sent home (see links below)• Links to Oak Academy where appropriate• Resources posted to Google Classroom• Narrated PowerPoints – can use resources such as PlanBee/Twinkl to create these• Children can record work in homework book or Google Classroom
Spanish	<ul style="list-style-type: none">• Word of the week posted on school website
Music	<ul style="list-style-type: none">• Resources posted on Charanga• Narrated/video Charanga lesson from music teacher weekly• Oak Academy
Computing	
RE	<ul style="list-style-type: none">• Links to Oak Academy where appropriate:• Resources posted to Google Classroom• Narrated PowerPoints – can use resources such as PlanBee/Twinkl to create these• Children can record work in homework book or Google Classroom
PSHE	<ul style="list-style-type: none">• Narrated Jigsaw-based PowerPoint• Google Meet PSHE focus session• Oak Academy
Art/DT	<ul style="list-style-type: none">• weekly recorded lesson from specialist teacher
PE	<ul style="list-style-type: none">•

Topic		Writing	
Subject Area	Links	Subject Area	Links
Plants	Plants Knowledge Organiser Unit Pack	Imaginary Settings	
Indus Valley	Knowledge Organiser BBC Bitesize	Persuasion	
Habitats/animals	Human anatomy Humans Knowledge Organiser Humans Unit Pack Habitats knowledge organiser Habitats Unit Pack BBC Bitesize	Stories with a theme	The Robin (5 weeks)
Extreme Earth	Mountains, Volcanoes and Earthquakes Knowledge Organiser Unit Pack BBC Bitesize Mountains BBC Bitesize Earthquakes BBC Bitesize Volcanoes	Non-chronological reports	Angler Fish (5 weeks)
Electricity	Electrical Circuits Knowledge Organiser Unit Pack BBC Bitesize	Playscripts	Poetry (5 weeks)
Sound	Sound Knowledge Organiser Unit Pack BBC Bitesize	Discussion	
Romans	Roman Britain Knowledge Organiser Unit Pack BBC Bitesize	Non-fiction	
States of Matter	States of Matter Knowledge Organiser Unit Pack BBC Bitesize	Author Focus	The Borrowers (4 weeks)
WW2	Knowledge Organiser Unit Pack	Myth	The Jabberwocky (5 weeks)
Jamaica	Knowledge Organiser	Explanation	Chocolate Making (5 weeks)
		Issues and dilemmas	Whale Rider (4 weeks)
		Recount	
		Persuasion	
		Traditional Tales	Journalistic Writing (5 weeks)

Year 5 blended learning overview

Single child isolating until test

Symptomatic provision pack suitable for Year 5 to be provided by the office

Teacher isolating due to contact

Teach over Google Meets – stick to class timetable where possible

General provision

- Logins sheet (with all logins and website addresses)
- Homework book for recording work
- reading book and home reading record
- Daily Zoom meeting to go through provision and problem solve, daily subject focus and story
- work offered follows school timetable
- Padlet on school website with links to work

Subject	Home Provision
Maths	<ul style="list-style-type: none">• Print relevant fortnight of White Rose Maths sheets and send home with children (uploaded to GC and Padlet if isolation continues beyond 14 days)• Links to videos and resources on uploaded to Google Classroom/website• Children to upload completed work to Google classroom• Times Tables Rock Stars• CGP books with specific links
Reading	<ul style="list-style-type: none">• Reading book and home reading record• Bug Club and Reading Plus• Daily story time: live link to class story time + recording of the session• Extracts and questions posted on Google Classroom, narrated PowerPoints• CGP books with specific links• Oak Academy units: Mary Anning by K Barnham, The British by B Zephaniah, Demon Dentist by D Walliams, Poetry – de la Mare and Poe, Streetchild by Berlie Doherty, Mirror by Jeannie Baker
Spelling	<ul style="list-style-type: none">• Spelling lists – set by teacher in Spelling Shed to follow pattern of RWInc spelling programme• Oak Academy
SPaG	<ul style="list-style-type: none">• Oak Academy
Writing	<ul style="list-style-type: none">• Narrated PowerPoints using school-based units• Links to video/PowerPoint stimuli for writing• Children can record work in homework book or Google Classroom• CGP books with specific links
Topic	<ul style="list-style-type: none">• Knowledge organiser sent home (see links below)• Links to Oak Academy where appropriate• Resources posted to Google Classroom• Narrated PowerPoints – can use resources such as PlanBee/Twinkl to create these• Children can record work in homework book or Google Classroom
Spanish	<ul style="list-style-type: none">• Word of the week posted on school website
Music	<ul style="list-style-type: none">• Resources posted on Charanga• Narrated/video Charanga lesson from music teacher weekly•
Computing	<ul style="list-style-type: none">• Oak Academy
RE	<ul style="list-style-type: none">• Links to Oak Academy where appropriate:• Resources posted to Google Classroom• Narrated PowerPoints – can use resources such as PlanBee/Twinkl to create these• Children can record work in homework book or Google Classroom
PSHE	<ul style="list-style-type: none">• Narrated Jigsaw-based PowerPoint• Google Meet PSHE focus session• Oak Academy
Art/DT	<ul style="list-style-type: none">• weekly recorded lesson from specialist teacher
PE	<ul style="list-style-type: none">•

Topic		Writing	
Subject Area	Links	Subject Area	Links
Forces	Forces Knowledge Organiser Unit Pack BBC Bitesize	Biography	
Windrush	Resource Pack	Literary Heritage Fiction	Oliver Twist (8 weeks)
Human Development/Lifecycles	Reproductive Cycles Knowledge Organiser Unit Pack Lifecycles Unit Pack Lifecycles KO BBC Bitesize	Explanation	Contained in How to Train Your Dragon
Brazil	Biomes South America Knowledge Organiser BBC Bitesize	Chronological Report	Inspirational Figures (2 weeks)
Materials	Separating Mixtures Physical and Chemical Changes Knowledge Organiser Unit Pack BBC Bitesize	Narrative viewpoint	The Viewer
Anglo-Saxons	Knowledge Organiser Unit Pack BBC Bitesize	Non-chronological report-comparison	Wild Cats
Earth in Space	Space Knowledge Organiser Unit Pack BBC Bitesize	Persuasion	School Uniform (2.5 weeks)
Ancient Greece	Ancient Greece Knowledge Organiser Unit Pack BBC Bitesize	Suspense and Mystery	The Highway Man (6 weeks)
		Explanation	
		Legends	How to Train your Dragon (10 weeks)
		Flashbacks	Macbeth (5 weeks)
		Persuasion	Contained in How to Train Your Dragon
		Chronological Report	
		Comparative Report	

Year 6 blended learning overview

Single child isolating until test

Symptomatic provision pack suitable for Year 6 to be provided by the office

Teacher isolating due to contact

Teach over Google Meets – stick to class timetable where possible

General provision

- Logins sheet (with all logins and website addresses)
- Homework book for recording work
- reading book and home reading record
- Daily Zoom meeting to go through provision and problem solve, daily subject focus and story
- work offered follows school timetable
- Padlet on school website with links to work

Subject	Home Provision
Maths	<ul style="list-style-type: none">• Print relevant fortnight of White Rose Maths sheets and send home with children (uploaded to GC and Padlet if isolation continues beyond 14 days)• Links to videos and resources on uploaded to Google Classroom/website• Children to upload completed work to Google classroom• Times Tables Rock Stars, Diagnostic Questions, Mathletics• CGP books with specific links
Reading	<ul style="list-style-type: none">• Reading book and home reading record• Bug Club and Reading Plus• Daily story time: live link to class story time + recording of the session• Extracts and questions posted on Google Classroom, narrated PowerPoints• CGP books with specific links• Oak Academy units: The Giant's Necklace, Holes, The Blitz Survivor, The Greenling, London is the Place for Me, Goodnight Mr Tom, A Career in Computer Games
Spelling	<ul style="list-style-type: none">• Spelling lists – set by teacher in Spelling Shed to follow pattern of RWInc spelling programme• Oak Academy Spelling lessons
SPaG	<ul style="list-style-type: none">• Oak Academy SPaG lessons
Writing	<ul style="list-style-type: none">• Narrated PowerPoints using school-based units• Links to video/PowerPoint stimuli for writing• Children can record work in homework book or Google Classroom• CGP books with specific links
Topic	<ul style="list-style-type: none">• Knowledge organiser sent home (see links below)• Links to Oak Academy where appropriate• Resources posted to Google Classroom• Narrated PowerPoints – can use resources such as PlanBee/Twinkl to create these• Children can record work in homework book or Google Classroom
Spanish	<ul style="list-style-type: none">• Word of the week posted on school website
Music	<ul style="list-style-type: none">• Resources posted on Charanga• Narrated/video Charanga lesson from music teacher weekly• Oak Academy
Computing	<ul style="list-style-type: none">• Oak Academy
RE	<ul style="list-style-type: none">• Links to Oak Academy where appropriate: Oak Academy• Resources posted to Google Classroom• Narrated PowerPoints – can use resources such as PlanBee/Twinkl to create these• Children can record work in homework book or Google Classroom
PSHE	<ul style="list-style-type: none">• Narrated Jigsaw-based PowerPoint• Google Meet PSHE focus session• Oak Academy
Art/DT	<ul style="list-style-type: none">• weekly recorded lesson from specialist teacher
PE	<ul style="list-style-type: none">•

Topic		Writing	
school	home	school	home
electricity	Knowledge organiser Oak Academy Electrical Circuits Unit Pack BBC Bitesize	biography/autobiography	Nelson Mandela life story Oak Academy biography unit (2 weeks)
Empire	Oak Academy Population BBC Bitesize - trade	Chronological Report	Windrush Diary Writing (5 weeks)
Light	Oak Academy Light Knowledge organiser Unit Pack BBC Bitesize	Fictional Genres	Sherlock Holmes (6 weeks)
Evolution & Inheritance	Oak Academy Humans and animals over time Knowledge Organiser Unit Pack BBC Bitesize	Explanation	
Animals	Oak Academy Diet and Lifestyle Knowledge Organiser Unit Pack BBC Bitesize	Persuasion	contained within Sherlock Holmes unit
Classification	Knowledge Organiser Unit Pack	Discussion	
Anglo Saxons & Vikings	Knowledge Organiser Unit Pack BBC Bitesize Vikings	Non-Fiction multi-genre	contained within journalistic writing unit
Burberry	Oak Academy Globalisation	Author Focus	The Golden Compass
		Non-Chronological report	Pandas (3 weeks)
		Non-Fiction workshop	Journalistic writing (4 weeks)
		Narrative workshop	Rabbit Proof Fence (2 weeks)
		Debating Skills	

Appendix 3: Timetables

Year 1

Friday	Thursday	Wednesday	Tuesday	Monday	Yr					
handwriting	handwriting	handwriting	handwriting	handwriting	9:00					
phonics	phonics	phonics	phonics	phonics	9:15					
writing	writing	writing	writing	maths	9:45					
10:30 break front playground					10:30					
					story	reading	Maths meeting	assembly		
					story	reading	Maths meeting	assembly		
					story	reading	Maths meeting	assembly		
Lunch 12:15-1:00 12:30-1:30 front playground					10:45					
					story	reading	Maths meeting	assembly		
					story	reading	Maths meeting	assembly		
					story	reading	Maths meeting	assembly		
Lunch 12:15-1:00 12:30-1:30 front playground					11:00					
					story	reading	Maths meeting	assembly		
					story	reading	Maths meeting	assembly		
					story	reading	Maths meeting	assembly		
Lunch 12:15-1:00 12:30-1:30 front playground					11:45					
					story	reading	Maths meeting	assembly		
					story	reading	Maths meeting	assembly		
					story	reading	Maths meeting	assembly		
Lunch 12:15-1:00 12:30-1:30 front playground					12:00					
					story	reading	Maths meeting	assembly		
					story	reading	Maths meeting	assembly		
					story	reading	Maths meeting	assembly		
Lunch 12:15-1:00 12:30-1:30 front playground					1:00-3:20					
					Maths (1:00-1:45)		Topic		story	
					Maths (1:00-1:45)		Topic		story	
					Maths (1:00-1:45)		Topic		story	
Lunch 12:15-1:00 12:30-1:30 front playground					RE		Brk		PE (2:05-3:10)	
					PE (1:00-2:05)		Brk		RE	
					PE (1:00-2:05)		Brk		RE	
					PE (1:00-2:05)		Brk		RE	
Lunch 12:15-1:00 12:30-1:30 front playground					Maths (1:00-1:45)		Topic		story	
					Maths (1:00-1:45)		Topic		story	
					Maths (1:00-1:45)		Topic		story	
					Maths (1:00-1:45)		Topic		story	
Lunch 12:15-1:00 12:30-1:30 front playground					PSHE		Music 1:30		Maths 2:15	
					PSHE		Music 1:30		Maths 2:15	
					PSHE		Music 1:30		Maths 2:15	
					PSHE		Music 1:30		Maths 2:15	
Lunch 12:15-1:00 12:30-1:30 front playground					Maths (1:00-1:45)		Topic		story	
					Maths (1:00-1:45)		Topic		story	
					Maths (1:00-1:45)		Topic		story	
					Maths (1:00-1:45)		Topic		story	
Lunch 12:15-1:00 12:30-1:30 front playground					RE		Brk		PE (2:05-3:10)	
					PE (1:00-2:05)		Brk		RE	
					PE (1:00-2:05)		Brk		RE	
					PE (1:00-2:05)		Brk		RE	

Year 2

	8:50	9:05	9:25	10:15	10:30	11:15	12:00	1:00	1:30		
Monday	handwriting	Maths meeting	writing	10:15 playtime front playground	Reading	Maths	story	Phonics/ spelling	Topic		Ass
Tuesday	handwriting	Maths meeting	writing		Maths	story	Phonics/ spelling		Maths	Topic	
Wednesday	handwriting	Maths meeting	writing		Maths	story			Music 1:30-2:15	Topic	
Thursday	handwriting	Maths meeting	writing		reading	maths	story	Phonics/ spelling	Topic		Ass
Friday	Maths meeting	Phonics/ spelling	Ass 9:30		reading	maths	story	Phonics/ spelling	Topic		Ass
			PSHE		reading	maths	story	PE (1:00-2:00)	Topic		
								Topic			
							RE (Coco)	Topic			
							PE (1:00-2:00)	RE (Flora)			
							Lunch 12:15-1:00 12:30-1:00 front playground				
							Lunch 12:15-1:00 12:30-1:00 front playground				3:10 home time back gate

Year 3

	8:50	9:05	9:50	10:45	11:00	11:20	12:05	12:30	1:30	1:50	
Monday	handwriting	maths	writing	10:45 playtime front playground	Maths meeting	Reading	Spelling	Assembly	story	Topic	
Tuesday	handwriting	maths	writing		Maths meeting	Reading	Spelling	Assembly	story	PSHE	Music 2:30-3:10
Wednesday	handwriting	maths	writing		Story	Reading	Maths Meeting	Spanish	Ass	Topic	
Thursday	handwriting	maths	PE 9:45-10:45		Maths meeting	Reading		Ass	story	Spelling	RE 2:20
Friday	handwriting	maths	Reading		Ass	PSHE	Story 12:10	Ass 12:30		PE 2:00-3:00	
										Topic	AS
										Music	RE
										Topic	

Year 4

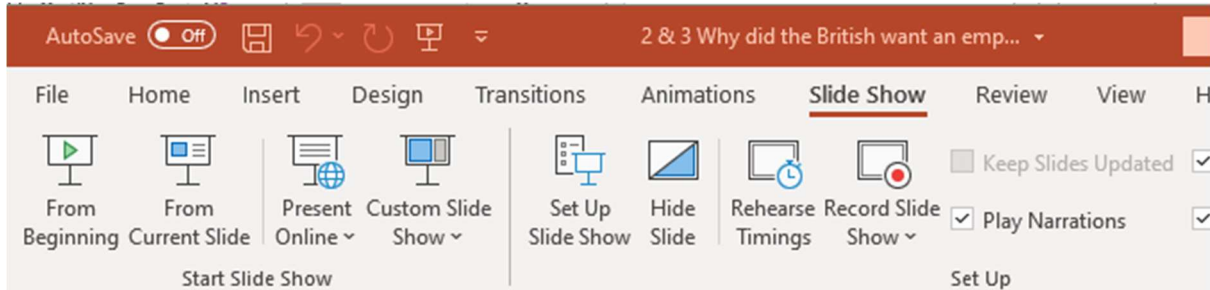
3:15 home time exit small front gate														
	Monday	Tuesday	Wednesday	Thursday	Friday	10:00	10:45	11:00	11:20	12:10	12:45-1:30	1:30	1:50-3:20	
	handwriting	handwriting	Assembly	Assembly	handwriting	Maths Meeting 9:35	RE	spelling	Reading 11:30	PE 12:15	Lunch 12:45-1:30 Front Playground	story	Music 1:50	Maths
		maths	maths	maths	maths	reading		Maths meeting	writing	spelling		story	Maths 1:45	Music 2:30
								Maths meeting	writing	spelling		story	Spanish	PE (Teacher) 2:15-3:15
												story	Topic	
												story	Topic	
												story	Topic	
												MM	Spanish	PE 2:00-3:00
												story	Topic	
												story	Topic	
												story	Topic	

Appendix 4: Guide to making a narrated PowerPoint

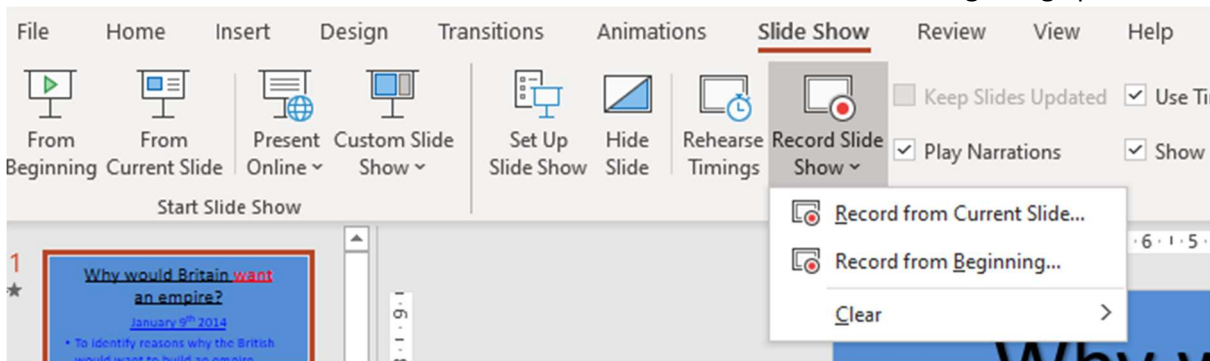
You can also record narrated Flipcharts/PowerPoints in Zoom

1. Make a normal PowerPoint with all your lesson materials. You can use animations and transitions if you wish, but simpler is usually better.

2. Click on the **Slide Show** tab



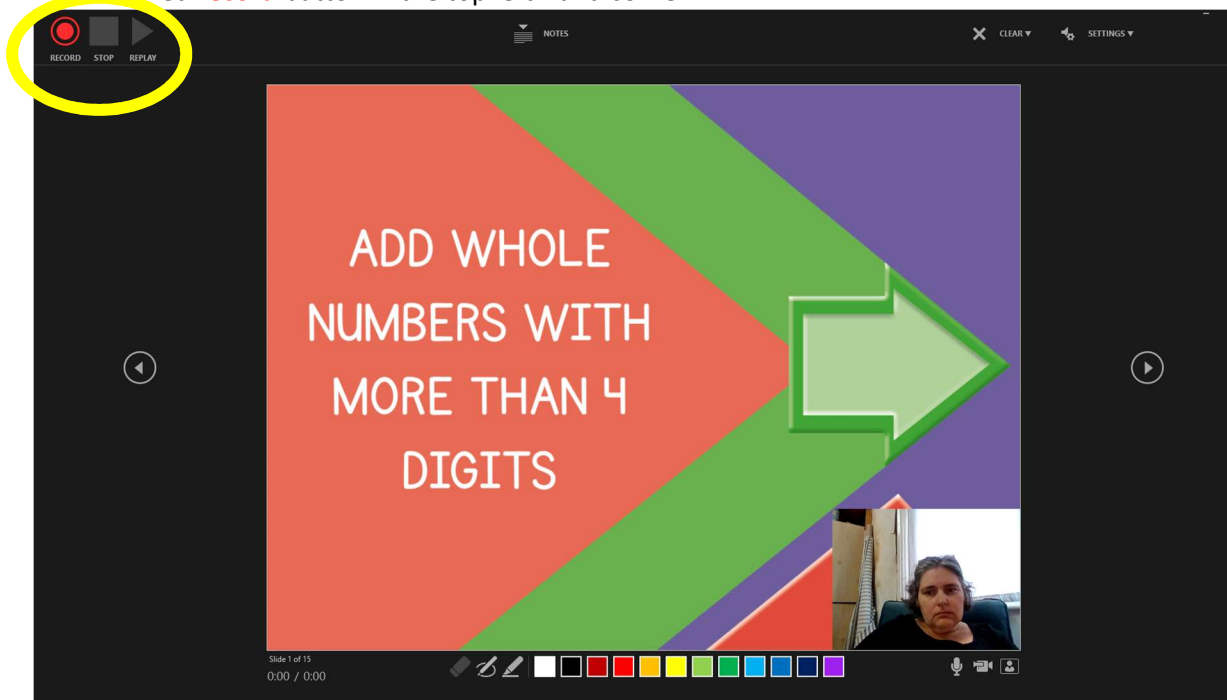
3. Click on the arrow under **Record Slide Show** and choose the **Record from the Beginning** option



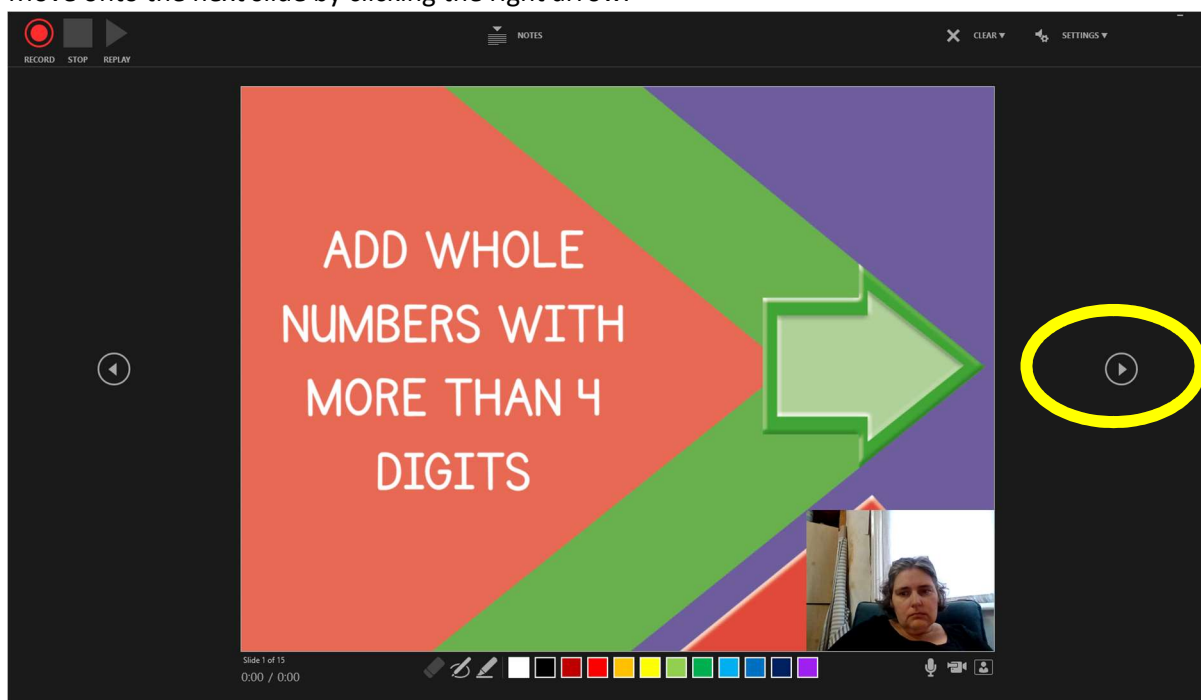
4. You will see a screen like this; you should be at the bottom right. There are tools to annotate the PowerPoint under the main slide.



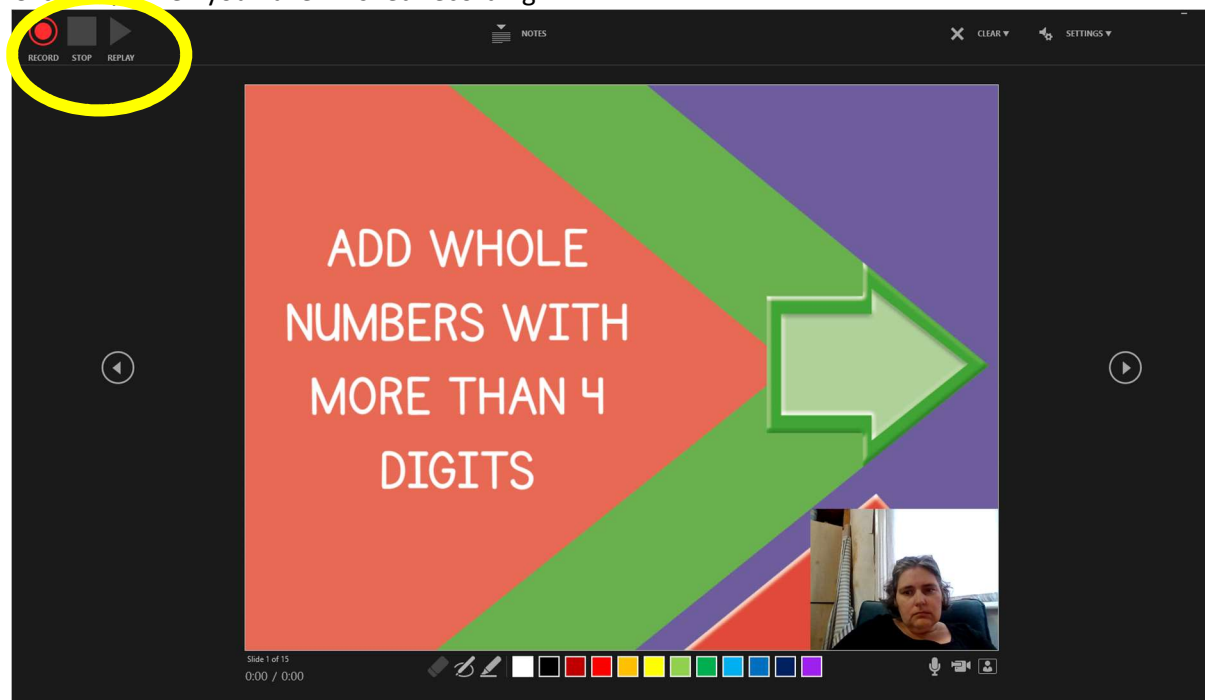
5. Press the red **record** button in the top left-hand corner.



6. Click on each slide as you normally would to bring up different sections of each slide. Talk about each slide and explain what is being learnt just as you would do in a lesson. Annotate using the tools. Avoid placing content in the bottom right-hand corner.
7. Move onto the next slide by clicking the right arrow.

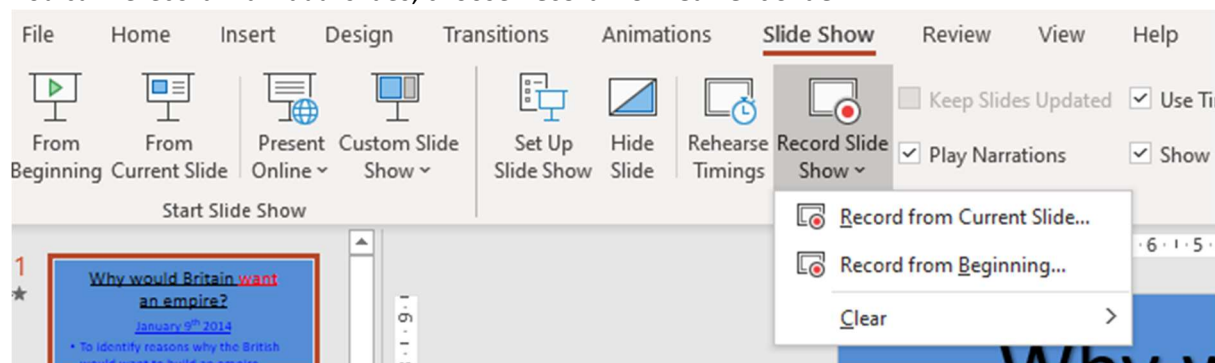


8. Click stop when you have finished recording.



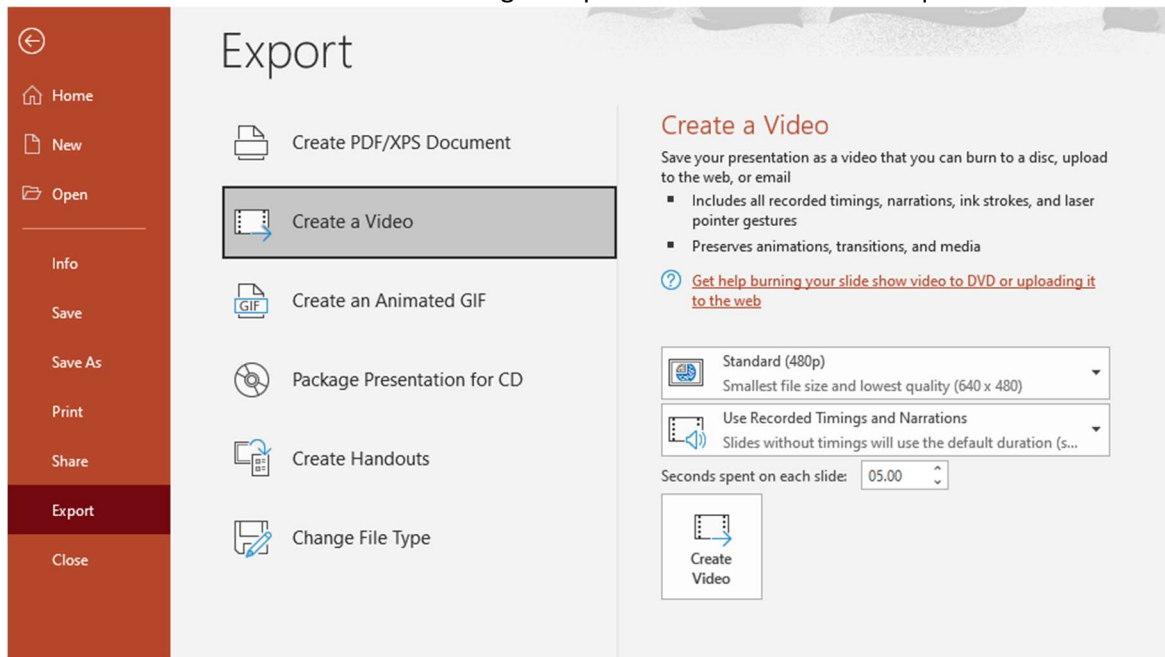
9. Watch it back to check that you are happy with it.

10. You can rerecord individual slides; choose **Record from Current Slide**



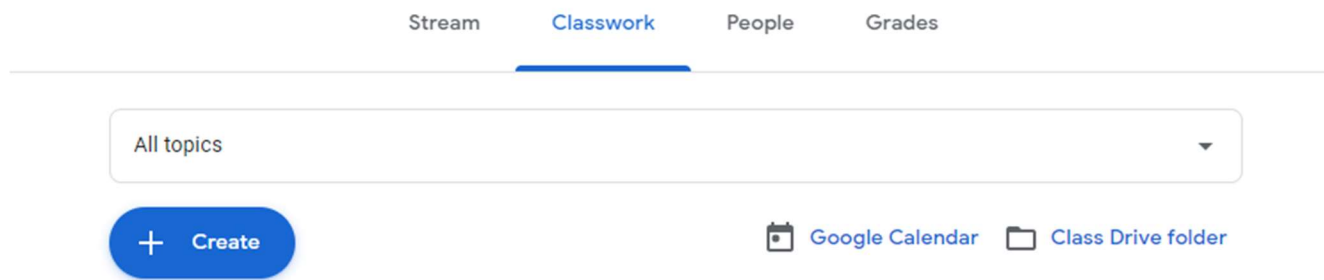
11. Save the PowerPoint as usual.

12. Then save the PowerPoint as a video using the options below. This can take quite a while.

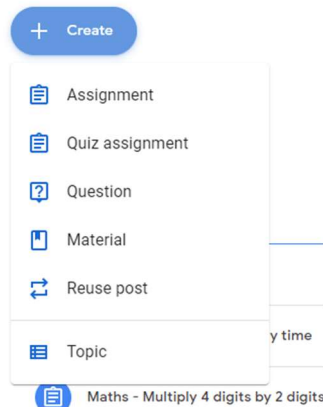


Appendix 5: Setting work on Google Classroom

1. Make sure that you are in the Classwork section



2. Use the Create button to choose what to add.




See below for a guide to the different options.

3. First create a new topic. Work should be saved in a folder for each day e.g. Friday 02.10.20. So create a new topic for each day.
4. In any work created you should include the following:

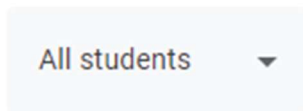
A screenshot of the Google Classroom 'Assignment' creation form. The form is titled 'Assignment' with a close button (X) on the left and an 'Assign' button on the right. The form is divided into two main sections. The left section contains a 'Title' field with the placeholder text 'Clear title: subject + brief detail', an 'Instructions (optional)' field with the placeholder text 'Clear instructions – include any weblinks here Explain how work can be handed in', and two buttons: 'Add' (with a plus icon) and 'Create' (with a plus icon). The right section contains several dropdown menus: 'For' (set to '6M'), 'All students', 'Points' (set to '100'), 'Due' (set to 'No due date'), and 'Topic' (set to 'No topic'). At the bottom of the right section, there is a 'Rubric' section with a '+ Rubric' button and a checkbox for 'Check plagiarism (originality)' with a 'Learn more' link.

5. If you are setting work for both classes in your year group – you can choose multiple classes by clicking the arrow here:



This will bring up a list of all the classes to choose from.

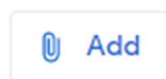
6. Click the arrow next to all students to set work for specific children; this will support differentiation.



7. Set the points to ungraded or to a specific number if it is something like an arithmetic test.

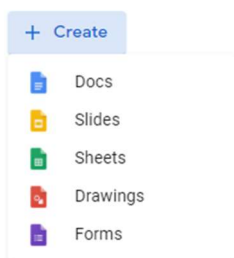
8. Set a due date for the next door or the next day you have that subject

9. Set the topic to the dated folder you have created for that day's work



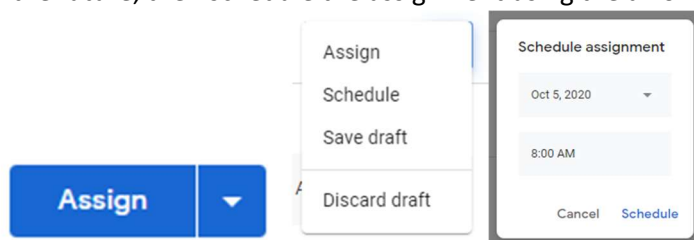
10. Use the add button to add files:

11. Use the create button to create forms and documents that the children can type directly onto:



12. Once you have created a document then select 'make a copy for each student'. This will give each child their own copy to work on

13. When you are ready to assign the work, you can assign it straight away if it is work for that day. If the work is for a day in the future, then schedule the assignment using the arrow next to the assign button and select schedule.



Choose the date and time you wish to schedule the work for.

14. Different types of work to create

Choose one of the following categories for the work you assign.

assignment – a general category that you can attach documents to. This is the most useful category

quiz assignment – has a form automatically attached which you can use to collect answers. You can also input the correct answers to turn this into a self-marking quiz. The first question on the form needs to be 'name' or you won't know whose work is whose. You access the answer sheets by clicking on the 9 dots symbol and selecting forms.


question – this is used to ask one short answer or multiple-choice question to the group. Switch off the ability for children to respond to each other. You can still add documents and create docs to support this.

material – this is useful for posting information that is not work e.g. your class timetable

reuse post – this lets you reuse a post that you have already posted elsewhere

15. Marking work

In the grades tab, you will see a table of all the children and task set. You will see what has been turned in (it will either say turned in or $\frac{\quad}{100}$). Click on the 3 vertical dots to the right (these will appear when you hover over them) and then click on view submission. You will then be able to comment on the work in the private comments section.



1601636766609-176543166.jpg Open with

Turned in Done late

Return

Files
Turned in on Oct 2, 12:09 PM
See history


1601636766609-176...

Private comments

Jo Stonehouse
Oct 3, 8:59 PM
Well done, [redacted] You have worked hard on this.

Add private comment...

Cancel Post



80/100

Return

Search the menus (Alt+/)

Can he join the club?

Once upon a time lived a boy called Greg, very intelligent boy who was getting bullied because he was too smart. he loved football but didn't tell the people in his school how good he was.

Early one Saturday morning, he had a mat football team but he has no idea who he is so he turned up at the match confused about

Files
Turned in on Oct 1, 11:33 AM
See history

Grade

80/100

Private comments

Robert Goldsbrough
Oct 2, 4:02 PM
I loved reading about Greg's story [redacted] I somehow knew it would be set on a football pitch!

Add private comment...

Cancel Post

16. Hosting a meeting

In the Stream tab, let the class know what time you will hold the meet. Stick to the same time each day. Post the link to the meet in the stream at the desired time. The meet link can be found in settings, under general. The meeting should be used to go through the work set for the day and should have a subject focus each day.



Meet


Classroom now supports Meet

[Learn more](#)

There are very clear instructions when you click on learn more.

17. Supporting your pupils to complete and hand in work

They need to look on the classworks stream to find their work, then click on the piece of work they are going to do and then on [view assignment](#) at the bottom:

 **Maths - Multiply 4 digits by 2 digits** Due 5 Oct

Posted 1 Oct

Assigned

Hello everyone,


Here is the link to today's maths lesson: <https://whiterosemaths.com/homelearning/year-6/week-4/>


We are looking at the multiply 4 digits by 2 digits video today.


Your question sheet is available below. I have also made you an answer sheet form that you can type your answers into.

I was very impressed with yesterday's work. I have put up yesterday's answers so you can mark your work.

Miss Jo

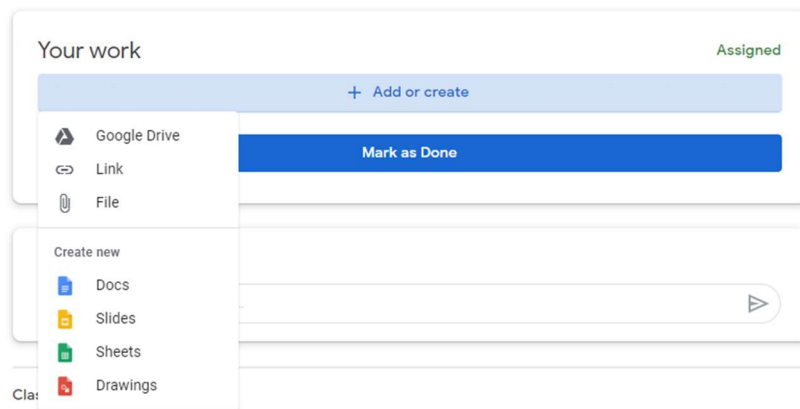
**Multiply up to a 4-digit ...**
Google Forms

**Y6-Autumn-Block-2-W...**
PDF

**Y5-Spring-Block-1-ANS...**

[View assignment](#)

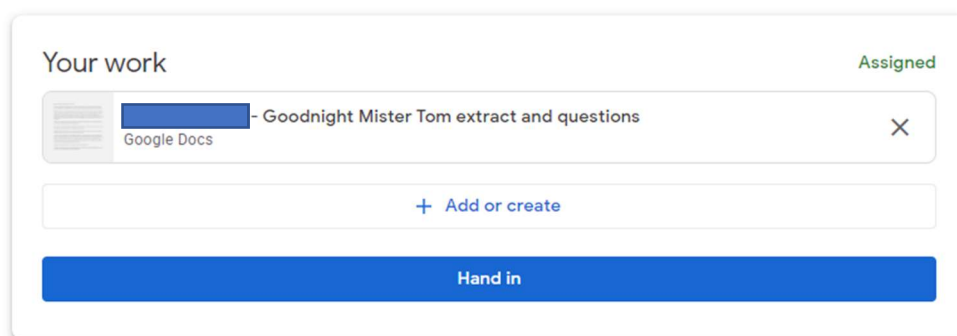
They should then open the documents to view the work. To complete the work they can work on paper and photograph it and upload the photo, work in a document that has been created for them or use 'add or create' to make their own document to work in.



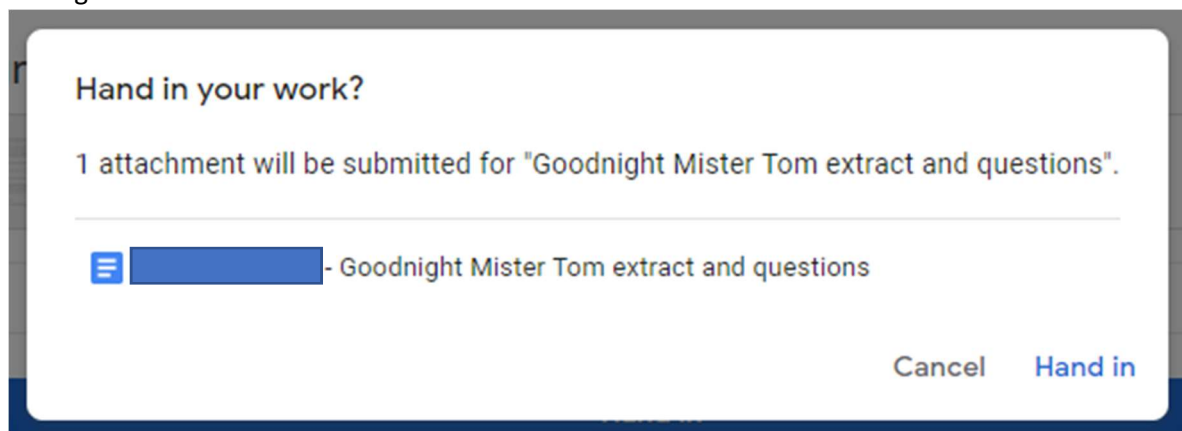
If they are working in a Google Doc then they must click 'turn in' when they have completed their work.



They should then click 'Hand in' on the assignment screen.



and again here:



If they are uploading their work, then they should click 'mark as done' when it has been uploaded. They should also click this if they have done their work but can't upload it so that you know they have completed it.

Y5-Spring
PDF

Mark as Done?

You didn't attach work for "Maths -
Multiply 4 digits by 2 digits", so your
teacher will just see that it's done.

Cancel [Mark as Done](#)

Assigned

Your work

Mark as Done